



GIPC
Global Intellectual Property Center
U.S. CHAMBER OF COMMERCE

IP Unlimited Potential

GIPC International IP Index, 3rd Edition

Feb. 4, 2014 | U.S. Chamber of Commerce

Basic Construction of the Index

- **30 Indicators/Equal Weight/Score between 0-1**
 1. Patents, Related Rights, and Limitations (7)
 2. Copyrights, Related Rights, and Limitations (6)
 3. Trademarks, Related Rights, and Limitations (5)
 4. Trade Secrets and Market Access (2)
 5. Enforcement (6)
 6. Membership/Ratification of International Treaties (4)
- **3 Types of Indicators**
 - Binary (2), Numerical (7), Mixed (21)



Patent Indicators

Category 1: Patents, Related Rights, and Limitations

1. Patent term of protection
2. Patentability requirements
3. Patentability of computer implemented inventions
4. Pharmaceutical related patent enforcement and resolution mechanism
5. Legislative criteria and use of compulsory licensing of patented products and technologies
6. Patent term restoration for pharmaceutical products
7. Regulatory data protection term





Third Edition Results

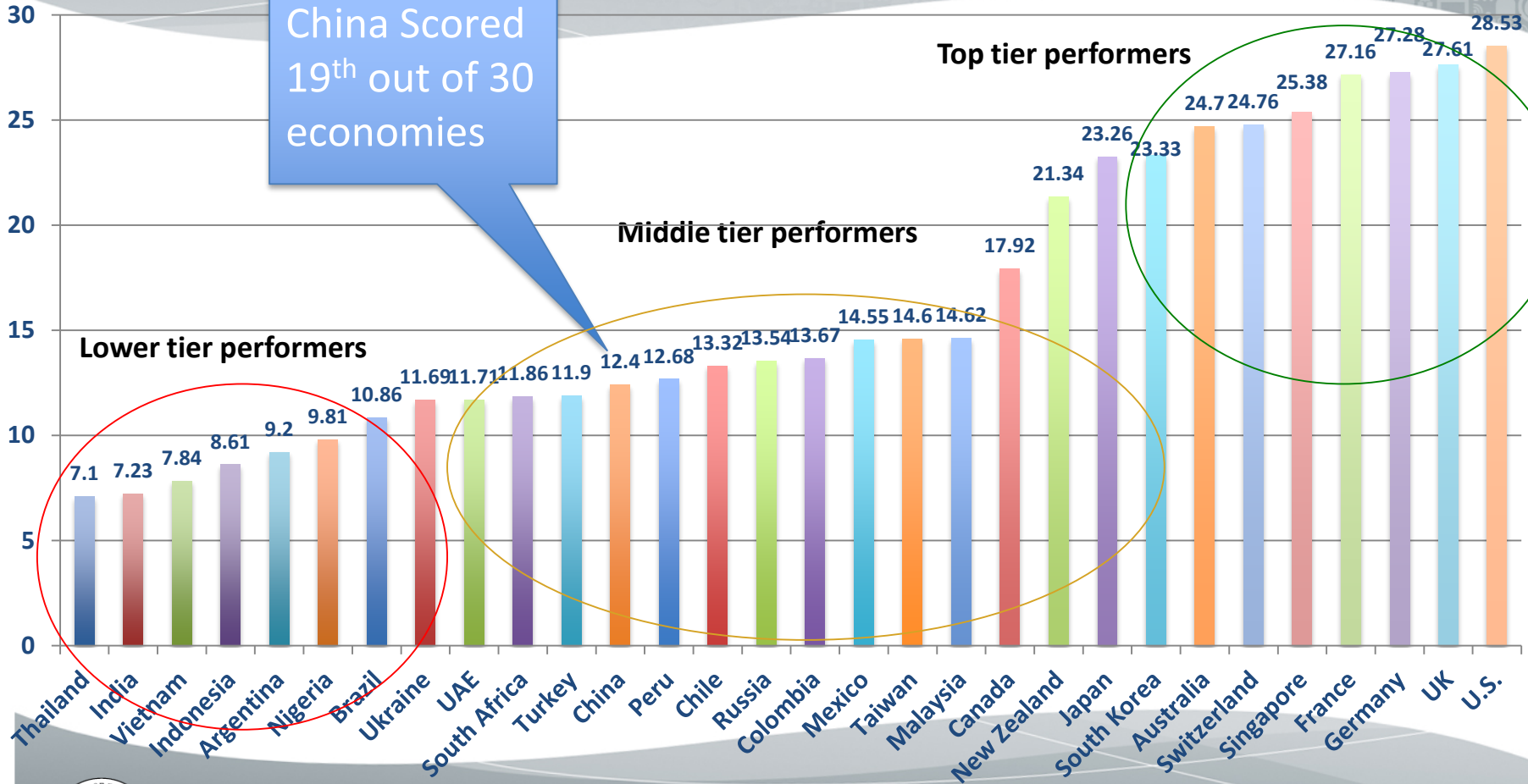
<http://www.theglobalipcenter.com/gipcindex/>



GIPC
Global Intellectual Property Center
U.S. CHAMBER OF COMMERCE

Overall scores

China Scored 19th out of 30 economies





Scores

Indicator	Score	Total Possible Score
Patents, Related Rights, and Limitations		
1. Patent term of protection	1	
2. Patentability requirements	0.5	
3. Patentability of computer-implemented inventions	1	
4. Pharmaceutical-related patent enforcement and resolution mechanism	0	
5. Legislative criteria and use of compulsory licensing of patented products and technologies	1	
6. Patent term restoration for pharmaceutical products	0	
7. Regulatory data protection term	0.6	
Total Score—Patents	4.1	7

China Scored
13th



Copyrights, Related Rights, and Limitations

8. Copyright (and related rights) term of protection	0.53 ⁴⁴
9. Legal measures which provide necessary exclusive rights that prevent infringement of copyrights and related rights (including web hosting, streaming, and linking)	0.25
10. Availability of frameworks that promote cooperative action against online piracy	0.5
11. Scope of limitations and exceptions to copyrights and related rights	0.25
12. Digital rights management legislation	0.25
13. Clear implementation of policies requiring proprietary software used on government ICT systems to be licensed software	0.5

China Scored
14th

Total Score—Copyrights

2.28

Trademarks, Related Rights, and Limitations

14. Trademarks term of protection (renewal periods)	1
15. Non-discrimination/non-restrictions on the use of brands in packaging of different products	1
16. Ability of trademark owners to protect their trademarks: requisites for protection	0.5
17. Legal measures available that provide necessary exclusive rights to redress unauthorized uses of trademarks	0.5
18. Availability of frameworks that promote action against online sale of counterfeit goods	0.25

China Scored
17th

Total Score—Trademarks

3.25

5



China
Scored 30th

Trade Secrets and Market Access

19. Protection of trade secrets	0.25
20. Barriers to market access	0

Total Score—Trade Secrets and Market Access	0.25	2
--	-------------	----------

Enforcement

21. Physical counterfeiting rates	0.01 ⁴⁵
22. Software piracy rates	0.26 ⁴⁶
23. Civil and procedural remedies	0.25
24. Pre-established damages and/or mechanisms for determining the amount of damages generated by infringement	0.25
25. Criminal standards including minimum imprisonment and minimum fines	0.25
26. Effective border measures	0

China
Scored 29th

Total Score—Enforcement	1.02	6
--------------------------------	-------------	----------

Membership and Ratification of International Treaties

27. WIPO Internet Treaties	1
28. Singapore Treaty on the Law of Trademarks	0.5
29. Patent Law Treaty	0
30. At least one free trade agreement with substantive and/or specific IP provisions such as chapters on IP and separate provisions on IP rights provided it was signed after WTO/TRIPS membership	0

China
Scored
17th

Total Score—Treaties	1.5	4
-----------------------------	------------	----------

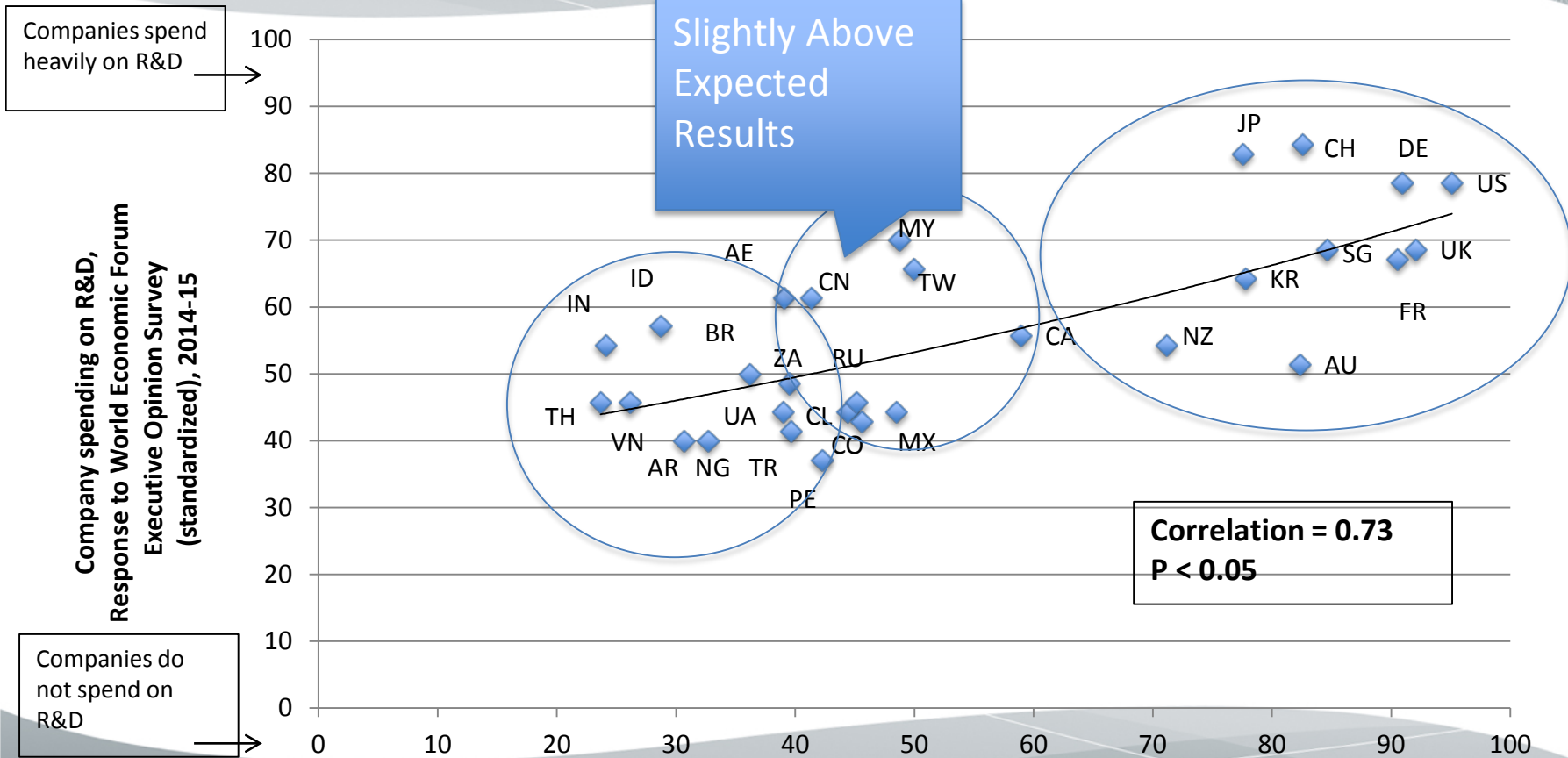
Total Overall Score	12.4	30
----------------------------	-------------	-----------

The Annex Results

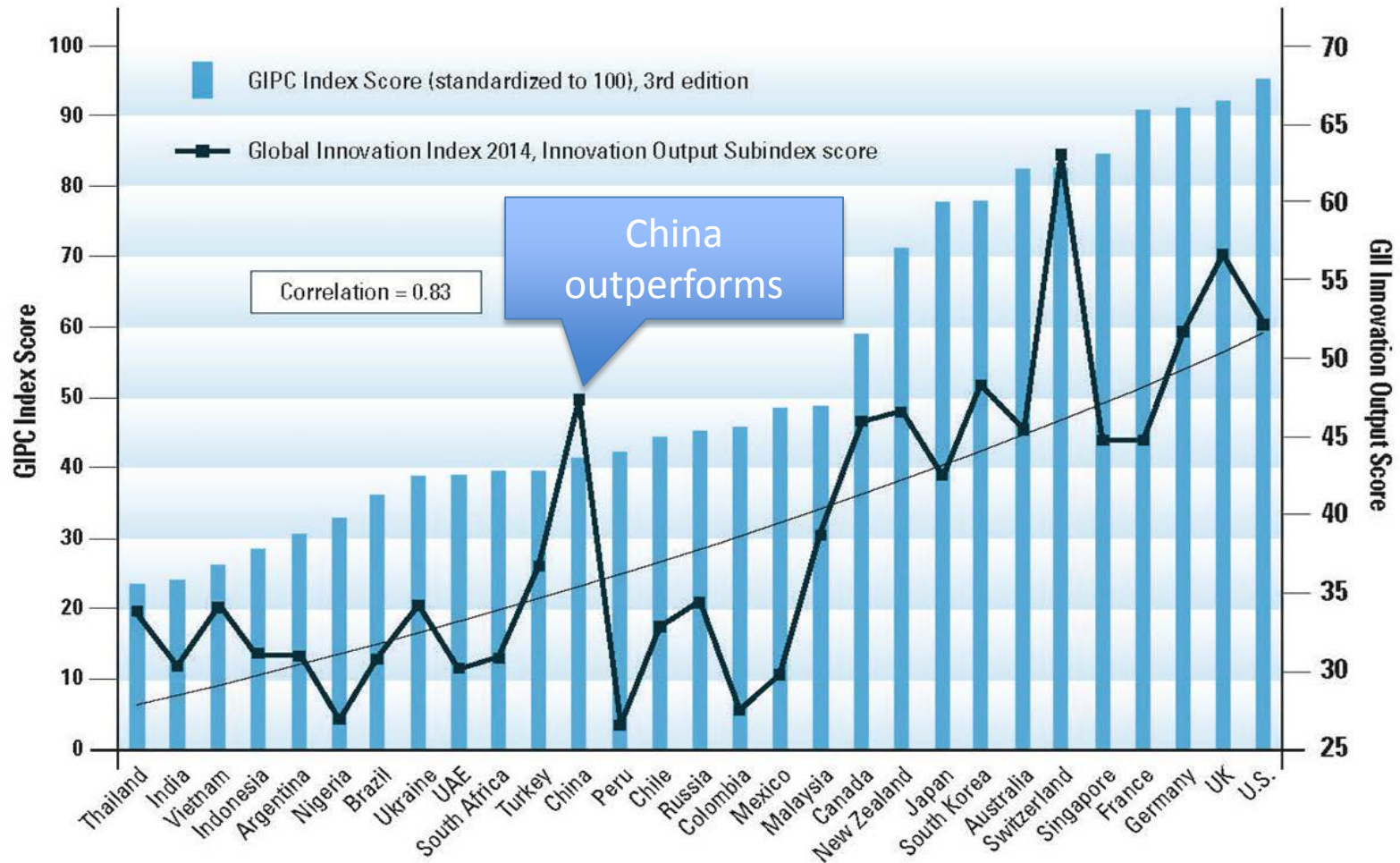
Legend: AE—UAE, AR—Argentina, AU—Australia, BR—Brazil, CA—Canada, CH—Switzerland, CL—Chile, CN—China, CO—Colombia, DE—Germany, FR—France, ID—Indonesia, IN—India, JP—Japan, KR—South Korea, MX—Mexico, MY—Malaysia, NG—Nigeria, NZ—New Zealand, PE—Peru, RU—Russia, SG—Singapore, TH—Thailand, TR—Turkey, TW—Taiwan, UA—Ukraine, UK—United Kingdom, U.S.—United States, VN—Vietnam, ZA—South Africa



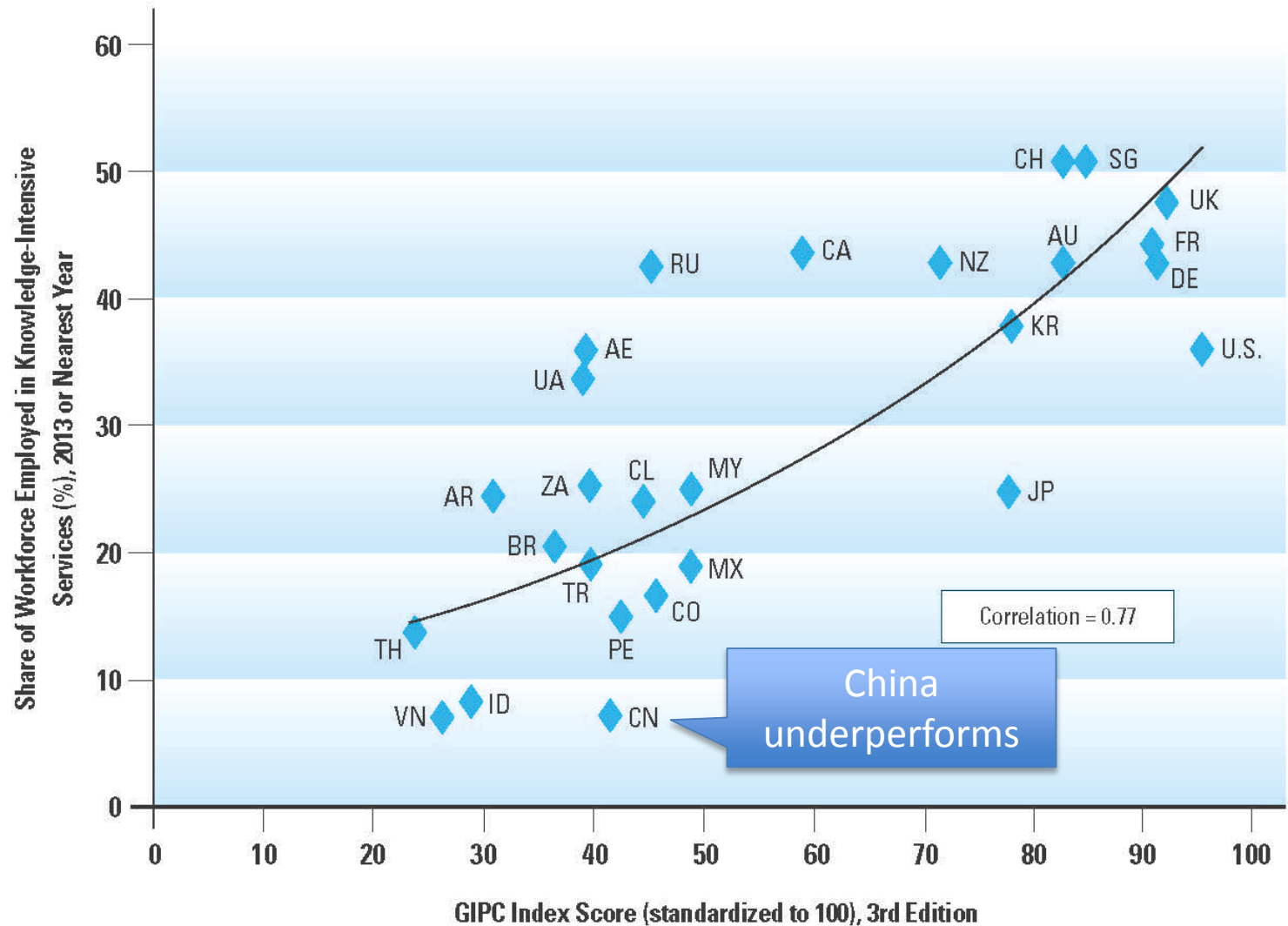
GIPC Index score and firm level R&D spending



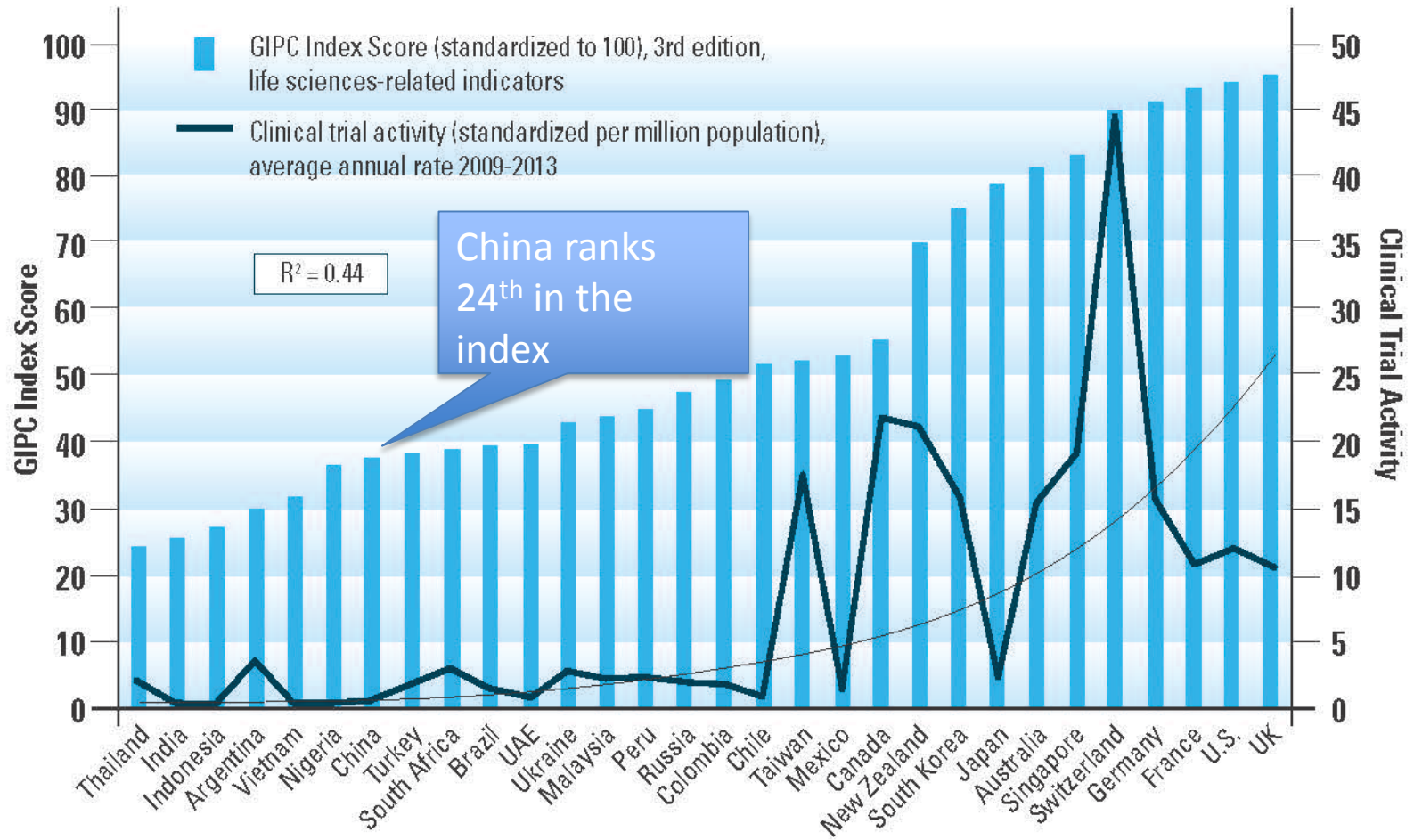
Innovation Relies on IP Rights



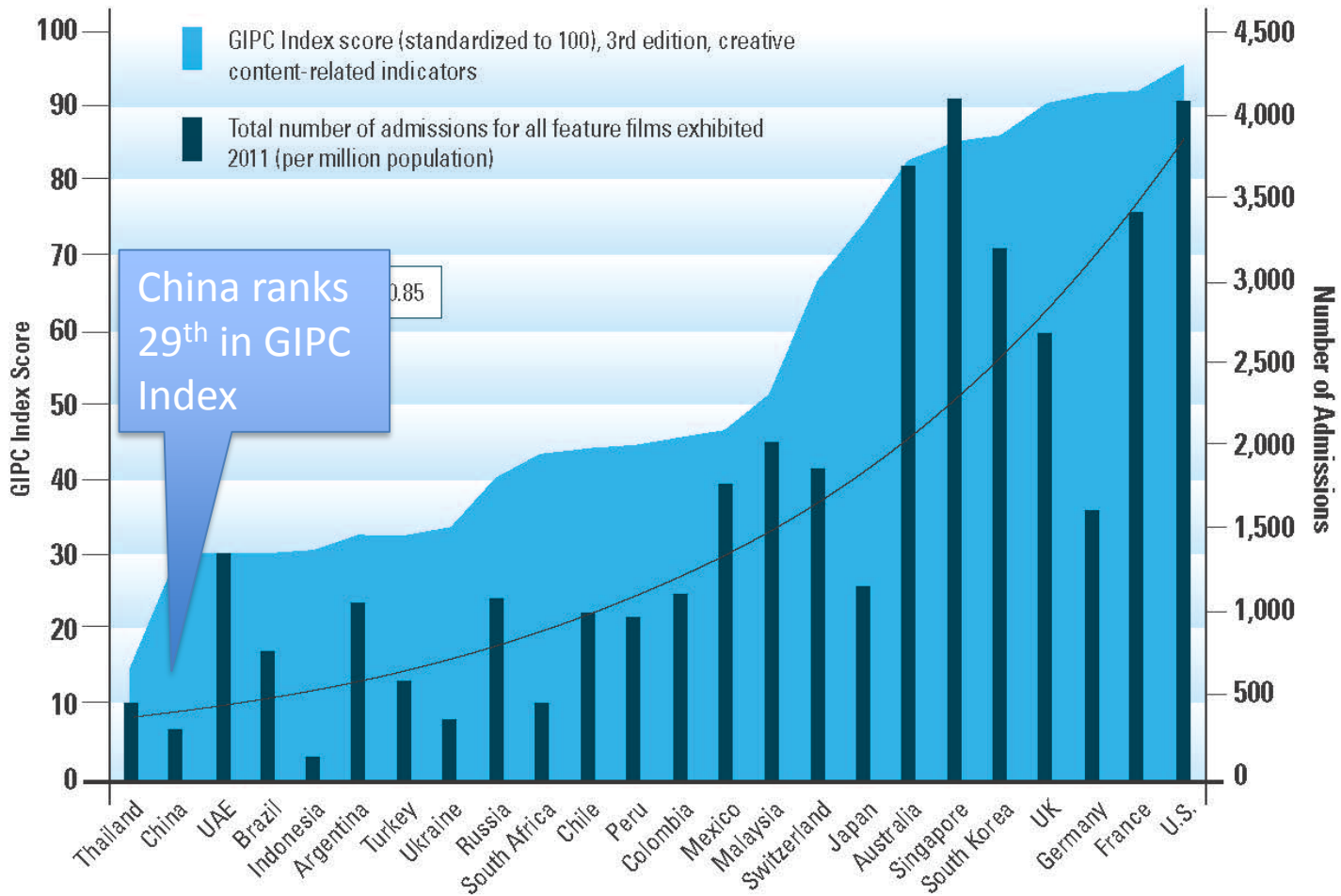
IP Rights Supports High-Value Job Creation



IP Rights Lead to Biomedical Foreign Direct Investment



IP Protection Supports Wider Access to Creative Content





Thank you!



GIPC
Global Intellectual Property Center
U.S. CHAMBER OF COMMERCE